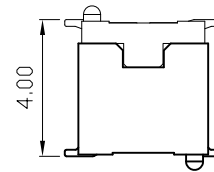
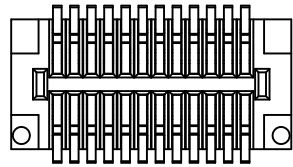
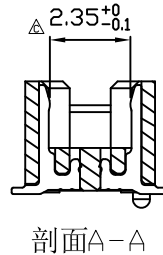
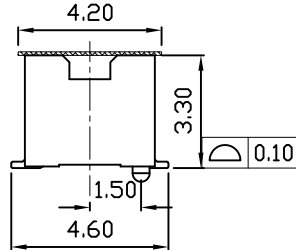
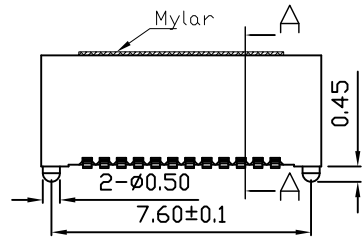
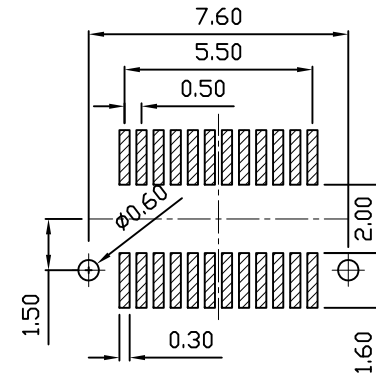


Mating with:
"BBAK-024G1070NDLI-B"



Mating Height Drawing



▨ : STAND OFF AREA
TOLERANCE: ±0.05
RECOMMENDED PCB LAYOUT
(TOP VIEW)

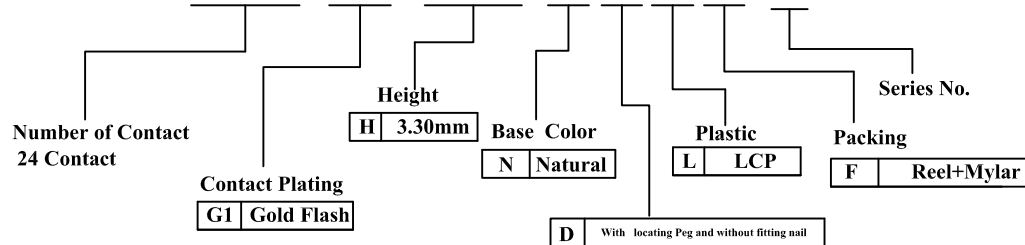
RoHS compliant &
halogen free

REV.	DESCRIPTION	DATE
A	New Drawing	2013/04/07
B	增加Mylar	2013/05/09
C	修改GAP尺寸	2013/07/03

NOTE:

- MATERIAL:
HOUSING: LCP+30%GF (halogen free), UL 94V-0.
CONTACTS: Brass.
MYLAR: PI
- FINISH:
CONTACTS: GOLD SHALL BE PLATED ON GOLD FLASH ON CONTACT AREA GOLD FLASH ON SOLDER TAIL OVER NICKEL [50μ" ~ 100μ"] UNDER-PLATING

B A A K - 0 2 4 G 1 3 3 0 N D L F - B



竣豪電子股份有限公司
Superior Tech Co., Ltd.

General Tolerance		TITLE	PH0.5 BTOB H3.3 24PIN 母座成品圖	
X. ± 0.5		DRAWN	DATE	DWG. NO.
.X ± 0.3		張紅蘭	07-03-13'	002
.XX ± 0.2		CHECK	DATE	PART NO.
.XXX ± 0.1		APPROVED	DATE	BAAK-024G1330NDLF-B
角度	± 5°			CUSTOMER NO.

REV.	UNIT	SCALE	
C	mm	1:1	