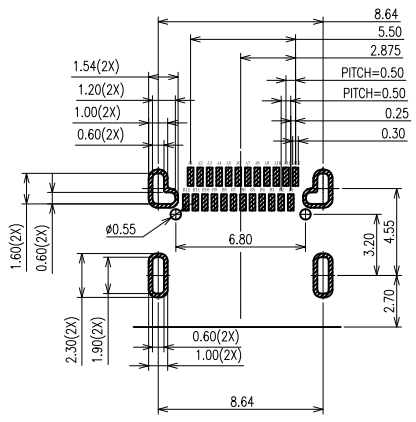


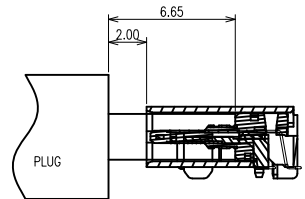
REV.	DESCRIPTION	DATE
A	New Drawing	2023/08/18

NOTE:

- MATERIAL SPECIFICATION:
  - HOUSING: HIGH TEMPERATURE RESISTANT PLASTIC, UL94 V-0 BLACK.
  - CONTACTS: C7025
  - SHIELDING PLATE: STAINLESS STEEL
  - FRONT SHELL: STAINLESS STEEL
- PLATING SPECIFICATION:
  - CONTACTS:
    - Ni 50u" MIN. UNDER PLATED OVER ALL.
    - Au PLATED ON THE FUNCTIONAL AREA OF CONTACT. (GOLD PLATING THICKNESS FOLLOW THE P/N)
  - FRONT SHELL:
    - Ni 30u" MIN. UNDER PLATED OVER ALL.
- MECHANICAL PERFORMANCE:
  - INSERTION FORCE: 0.5~2.0kgf.
  - REMOVAL FORCE: 0.8kgf~2.0kgf.
  - DURABILITY: 10000 CYCLES.
- ELECTRICAL PERFORMANCE:
  - CURRENT RATING: 5.0A  
VOLTAGE RATING: 5.0V
  - LLCR:
    - VBUS & GND PINS AND OTHER PINS: 40mΩ/PIN MAX.
    - SHIELD: 50mΩ/MAX.
    - LLCR MAX. CHANGE OF ALL PINS: 10mΩ.
  - INSULATION RESISTANCE: 100MΩ MIN
  - DIELECTRIC WITHSTAND VOLTAGE: AC 100V FOR 1 MINUTE.
- ENVIRONMENTAL PERFORMANCE:
  - OPERATING TEMPERATURE: -25°C~+85°C.
  - IR REFLOW:
    - THE PEAK TEMPERATURE ON THE BOARD SHALL BE MAINTAINED FOR 10 SECONDS AT 260°C.



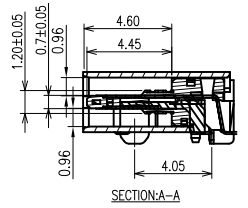
RECOMMENDED PCB LAYOUT (TOP VIEW)  
THICKNESS 0.60MM; DEFAULT TOLERANCE: ±0.05



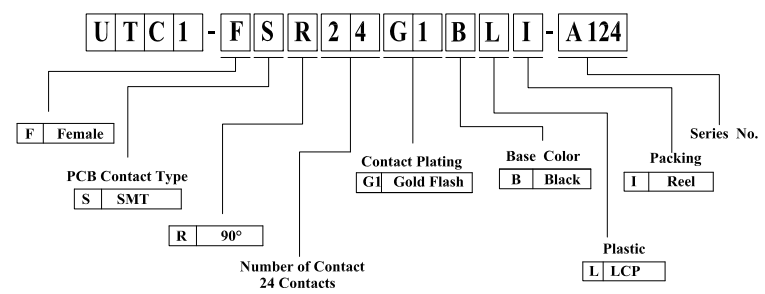
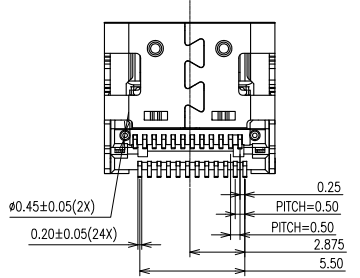
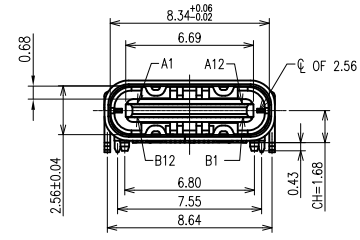
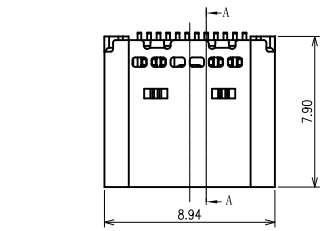
AFTER MATING

USB TYPE-C PIN ASSIGNMENTS

PIN NUMBER	SIGNAL NAME	PIN NUMBER	SIGNAL NAME
A1	GND	B12	GND
A4	VBUS	B9	VBUS
A5	CC1	B8	SBU2
A6	Dp1	B7	Dn2
A7	Dn1	B6	Dp2
A8	SBU1	B5	CC2
A9	VBUS	B4	VBUS
A12	GND	B1	GND



SECTION-A-A

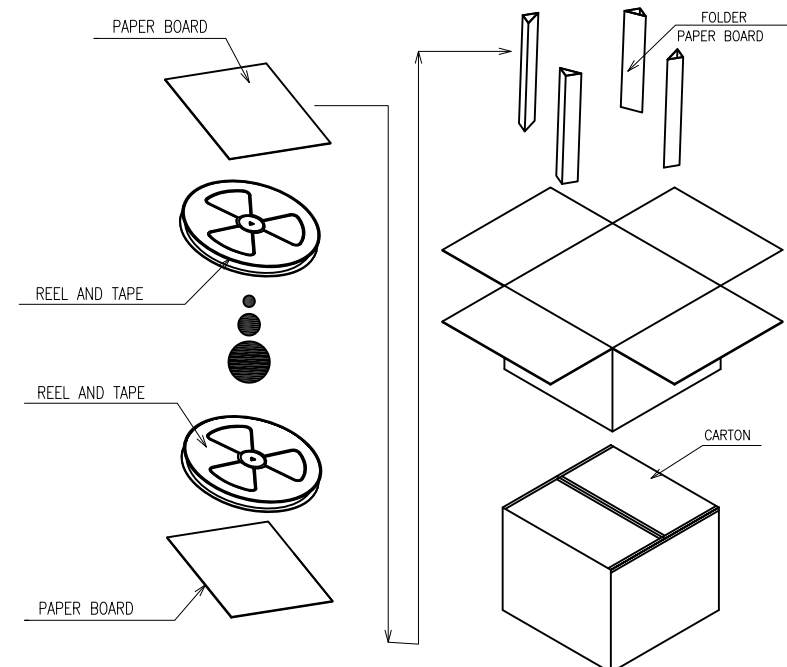
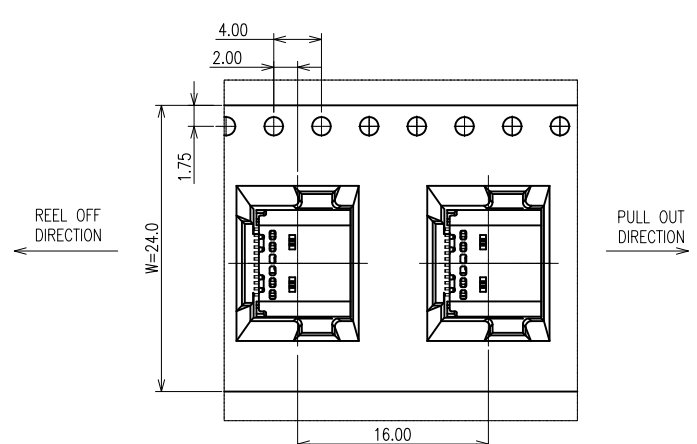
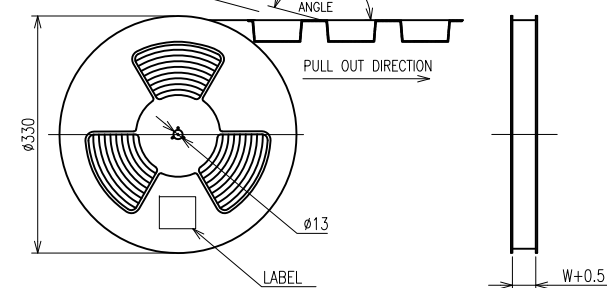
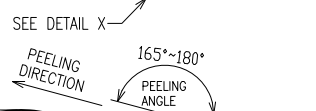
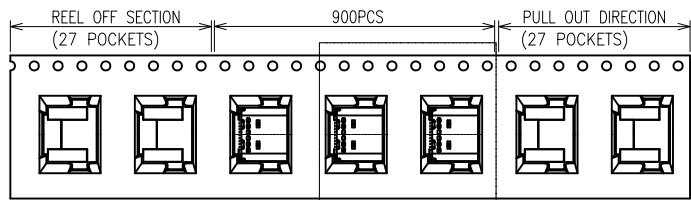


竣豪電子股份有限公司  
**Superior Tech Co., Ltd.**

General Tolerance		TITLE		USB Type-C Female 臥式SMT 24P 外殼腳距4.55mm	
X. ± 0.5		DRAWN		DATE	NO.
.X ± 0.3		Jacky		08-18-23'	D052
.XX ± 0.2		CHECK		DATE	PART NO.
.XXX ± 0.1		Tom		08-18-23'	UTC1-FSR24G1BLI-A124
角度	± 5°	APPROVED		DATE	CUSTOMER NO.
		Tom		08-18-23'	1/2

REV.	UNIT	SCALE	
A	mm	1:1	

REV.	DESCRIPTION	DATE
A	New Drawing	2023/08/18



	REEL	CARTON
CONNECTOR (PCS)	900	9000

竣豪電子股份有限公司  
**Superior Tech Co., Ltd.**

General Tolerance		TITLE		UTC1-FSR24G1BLI-A124 包裝圖	
X. ± 0.5		DRAWN		DATE	
.X ± 0.3		Jacky		08-18-23'	
.XX ± 0.2		CHECK		DATE	
.XXX ± 0.1		Tom		08-18-23'	
APPROVED		Tom		DATE	
角度 ± 5°		Tom		08-18-23'	
				NO. D052	
				PART NO. UTC1-FSR24G1BLI-A124	
				CUSTOMER NO. 2/2	

REV.	UNIT	SCALE	
A	mm	1:1	