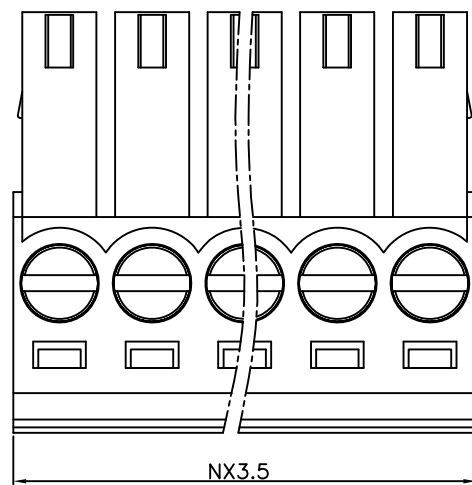
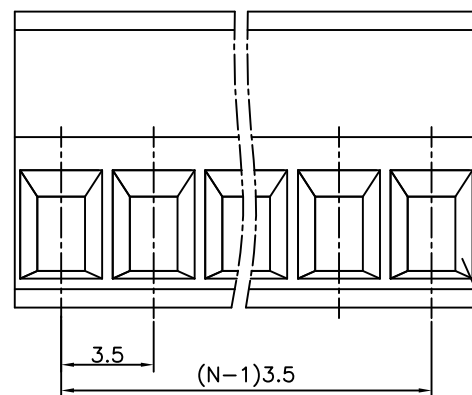


REV.	DESCRIPTION	DATE
A	New Drawing	2019/07/03
B	修正外形尺寸	2021/01/25

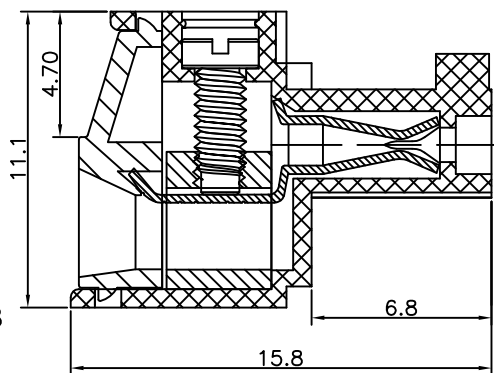


2p to 6p with wedge, above 7p without wedge (including 7p)

N=Number of contacts



1.8*2.8



Technical Data:

Material:

Contact (metal housing): Copper Alloy with Ni plated

Terminal screw: Steel galvanized with Cr3+ plated

Wire guard: Copper Alloy, Tin plated.

Insulator body (housing): Polyamide (UL94V-0)

Electrical

Voltage rating: 300VAC

Current rating: 12 Amps/way max

Contact resistance: 20mΩ(max)

Withstanding Voltage: 2500VAC(1min) Test time=60sec/1pcs

Wire range: 16-24AWG

Mechanical:

Torque: 2.5kgf.cm/M2

Operating temperature: -40°C to +105°C

Soldering reliability:

Test temperature= 250°C±10°C

5 seconds max

TERK - B XXX - J

PITCH
B 3.5 mm

Number of Contact
02 to 24 Contacts

Base Color

G Green
B Black

Series No.

竣豪電子股份有限公司
Superior Tech Co., Ltd.

General Tolerance

X. ± 0.5

.X ± 0.3

.XX ± 0.2

.XXX ± 0.1

角度

± 5°

TITLE

端子台 TERMINAL BLOCK

DRAWN

Tom

DATE

01-25-21'

NO.

T149

CHECK

DATE

PART NO.

TERK-BXXX-J

APPROVED

DATE

CUSTOMER NO.

SHEET
B

UNIT
mm

SCALE
1:1

