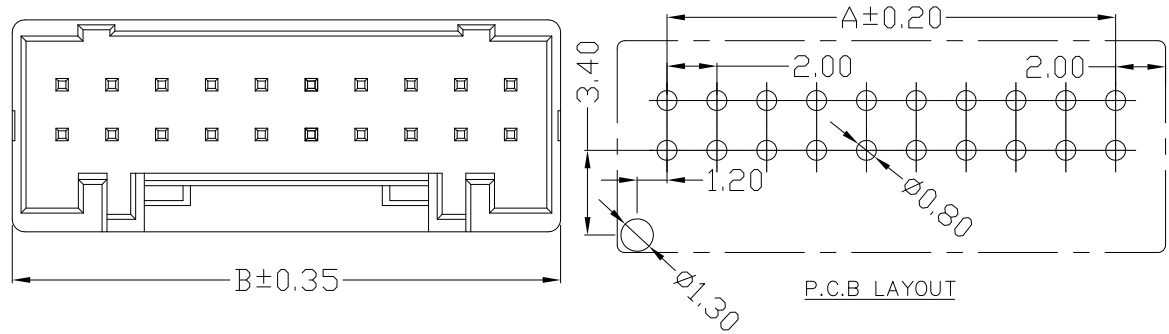
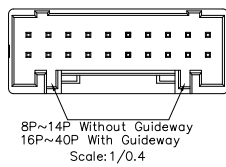
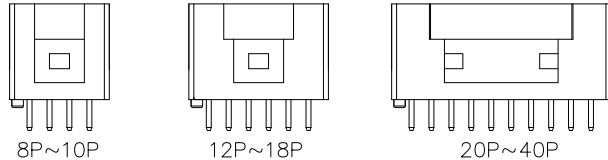
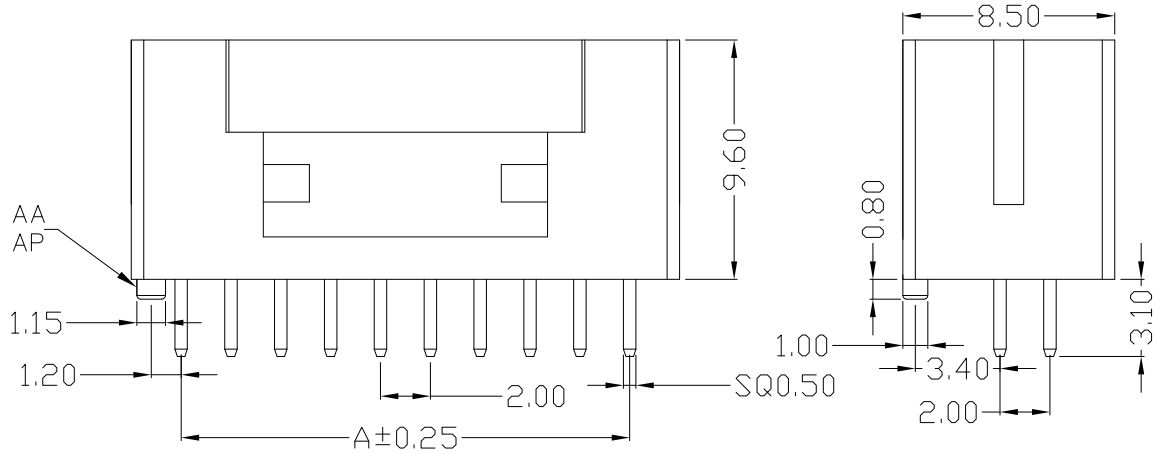


REV.	DESCRIPTION	DATE
A	New Drawing	2023/08/25
B	修正外觀Pin位區間	2023/09/19



NOTE:
 Current rating:3A AC,DC
 Voltage rating:250V AC,DC
 Temperature range:-25℃~+85℃
 Insulation resistance:1000MΩ/Min
 Withstanding voltage:800V AC/minute
 Contact resistance:10mΩ/Max

Wafer:WRDD-DDXXXT2NNXX-X-A4
 Housing:WRDD-H200XXXWAA-A6
 Terminal:CU-PT2-X-A6



CSG PART NO.	Dimension mm		TUBE
	A	B	
2*4Pin	6.00	10.00	50/TUB
2*5Pin	8.00	12.00	42/TUB
2*6Pin	10.00	14.00	36/TUB
2*7Pin	12.00	16.00	31/TUB
2*8Pin	14.00	18.00	28/TUB
2*9Pin	16.00	20.00	25/TUB
2*10Pin	18.00	22.00	23/TUB
2*11Pin	20.00	24.00	21/TUB
2*12Pin	22.00	26.00	19/TUB
2*13Pin	24.00	28.00	18/TUB
2*14Pin	26.00	30.00	16/TUB
2*15Pin	28.00	32.00	15/TUB
2*16Pin	30.00	34.00	15/TUB
2*17Pin	32.00	36.00	14/TUB
2*18Pin	34.00	38.00	13/TUB
2*19Pin	36.00	40.00	12/TUB
2*20Pin	38.00	42.00	12/TUB

WRDD-DDXXXT2NNXX-X-A4

Plastic Base
 D Dual Row
 Number of Contact 04~40 contacts
 Contact Plating T2 Tin-plated
Base Color
 N Natural
Packing
 A PE Bag
 C Tube
Insulation
 A NY-66
 E NY-46
W With locating Peg
O Without locating Peg
N Without "K"

RoHS compliant

竣豪電子股份有限公司
Superior Tech Co., Ltd.

General Tolerance X. ± 0.5 .X ± 0.3 .XX ± 0.2 .XXX ± 0.1 角度 ± 5°	TITLE	WAFER PH2.0 DIP,Dual Row	
	DRAWN	DATE	NO.
	CHECK	DATE	PART NO.
	APPROVED	DATE	CUSTOMER NO.

REV.	UNIT	SCALE	
B	mm	1:1	