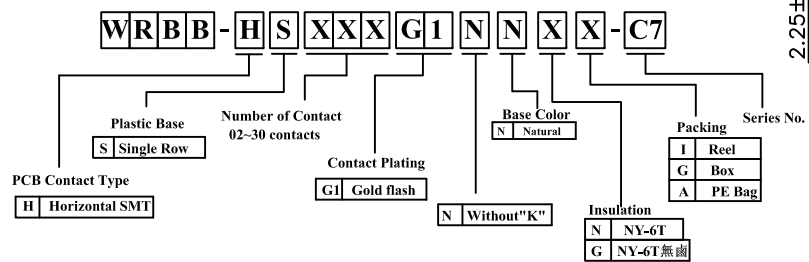
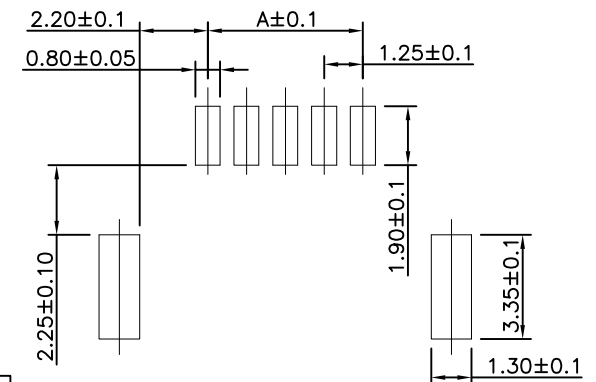
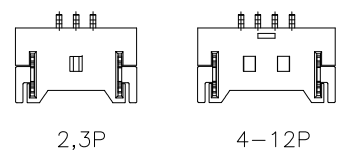
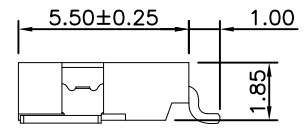
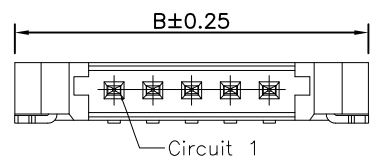


POLES	DIMENSION (mm)		
	A	B	C
2	1.25	7.65	7.58
3	2.50	8.90	8.83
4	3.75	10.15	10.08
5	5.00	11.40	11.33
6	6.25	12.65	12.58
7	7.50	13.90	13.83
8	8.75	15.15	15.08
9	10.00	16.40	16.33
10	11.25	17.65	17.58
11	12.50	18.90	18.83
12	13.75	20.15	20.08

REV.	DESCRIPTION	DATE
A	New Drawing	2015/08/11
B	修正PIN數	2020/05/21
C	修正焊片形狀	2021/03/05

SPECIFICATIONS
 Current Rating: 1A AC,DC
 Voltage Rating: 125V AC,DC
 Temperature Range: -40°C ~ +85°C
 Contact Resistance: 30mΩ Max.
 Insulation Resistance: 100MΩ Min.
 Withstanding Voltage: 500V AC/minute
 Pin Material: Phosphorous bronze
 Solder Tabs: Brass
 Material: thermalplastic,High Temp,UL94V-0
 Color: Natural(Beige)



P.C.B. LAYOUT

RoHS compliant

竣豪電子股份有限公司
Superior Tech Co., Ltd.

General Tolerance		TITLE	WAFER PH1.25 Horizontal SMT	
X. ± 0.5		DRAWN	DATE	NO.
.X ± 0.3		Tom	03-05-21'	T198
.XX ± 0.2		CHECK	DATE	PART NO.
.XXX ± 0.1		APPROVED	DATE	WRBB-HSXXXG1NNXX-C7
角度 ± 5°				CUSTOMER NO.

REV.	UNIT	SCALE	
C	mm	1:1	