REV.	DESCRIPTION	DATE
A0	New Drawing	2009/03/24

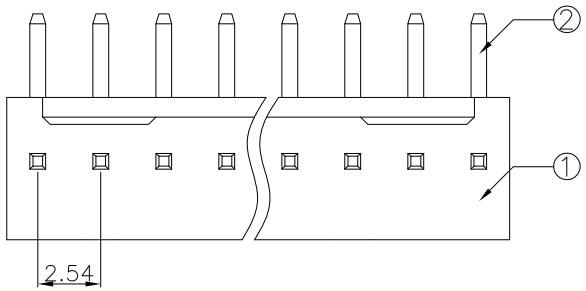

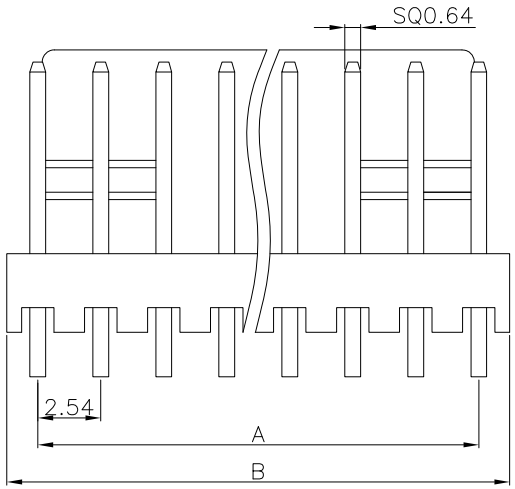

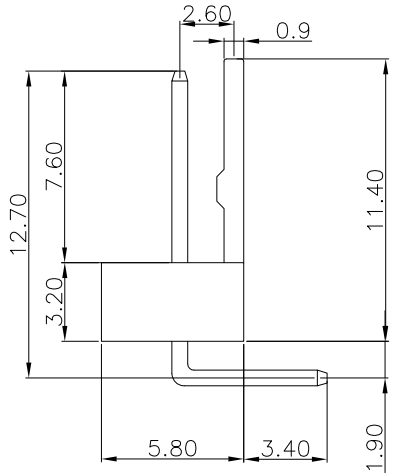

LTR	Part Name	Material	Description	QTY
1	Housing	NY-66 UL94V-2	Initial : 1000M Ohms Min.	1
2	Contact	Brass C2600	Current Rating : 3.0A Initial : 20m Ohms Max.	XX
Temperature Rating : -25°C ~ +85°C . Dielectric Withstanding Voltage : 1000V AC/Min				

Poles No	Dimension(mm) A	Dimension(mm) B	Poles No	Dimension(mm) A	Dimension(mm) B
			11Pin	25.40	28.12
2Pin	2.54	5.12	12Pin	27.94	30.68
3Pin	5.08	7.66	13Pin	30.48	33.10
4Pin	7.62	10.20	14Pin	33.02	35.80
5Pin	10.16	12.74	15Pin	35.56	38.34
6Pin	12.70	15.30	16Pin	38.10	40.94
7Pin	15.24	17.94	17Pin	40.64	43.30
8Pin	17.78	20.48	18Pin	43.18	45.90
9Pin	20.32	23.02	19Pin	45.72	48.56
10Pin	22.86	25.58	20Pin	48.26	50.80

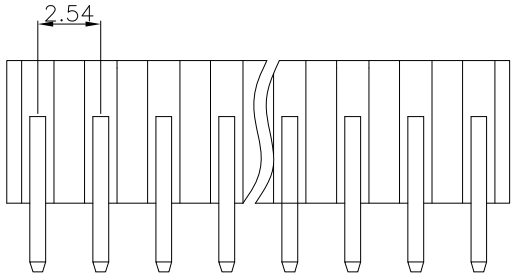

W	R	F	B	-	R	S	X	X	X	X	X	N	N	A	A	-	T

PCB Contact Type
R	Right Angle

Plastic Base
S	Single Row

Number of Contact
02 to 20 contacts

Contact Plating
T2	Tin Plating
T3	Matte Plating

N	Without"K"

Base Color
N	Natural

Insulation
A	NY-66

Packing
A	PE Bag

Series No.

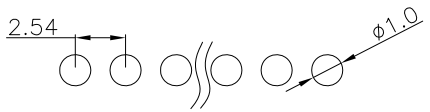

P.C.B LAYOUT

RoHS compliant

竣豪電子股份有限公司
Superior Tech Co., Ltd.

REV.	UNIT	SCALE
A0	mm	2:1

General Tolerance	
X. ± 0.5	
.X ± 0.3	
.XX ± 0.2	
.XXX ± 0.1	
角度	± 5°

TITLE	WAFER PH2.54 靠背式 H11.4 90°系列 NY-66 UL-94V2	
DRAWN SUNCUI	DATE 03-24-09'	NO. T051
CHECK	DATE	PART NO. WRFB-RSXXXXXNNAA-T
APPROVED	DATE	CUSTOMER NO.

ST-R05-07