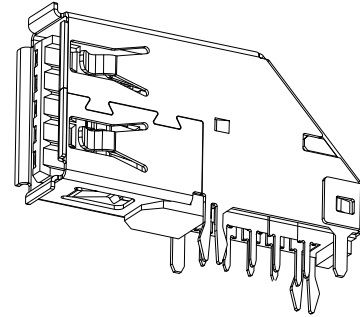
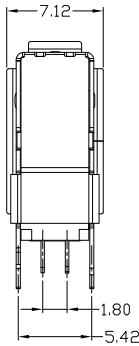
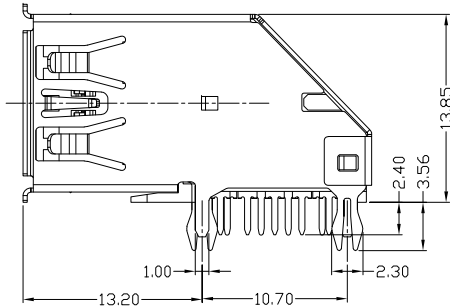
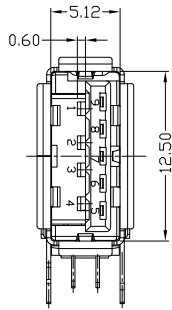
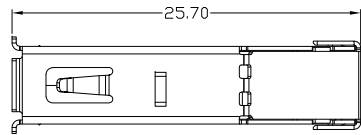
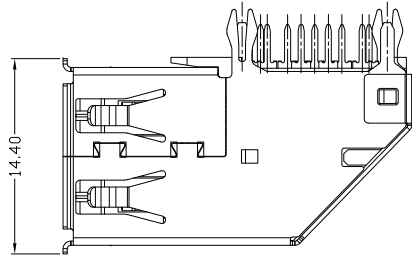


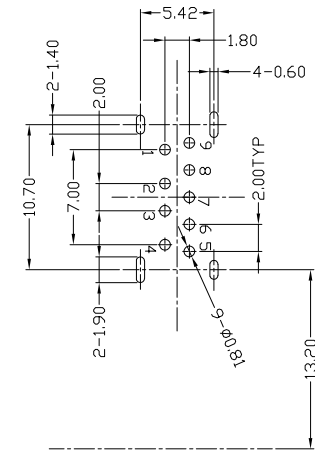
PIN NUMBER	SIGNAL NAME
1	VBUS
2	D-
3	D+
4	GND
5	SSRX-
6	SSRX+
7	GND
8	SSTX-
9	SSRT+
Shell	Shield



REV.	DESCRIPTION	DATE
A	New Drawing	2020/08/25

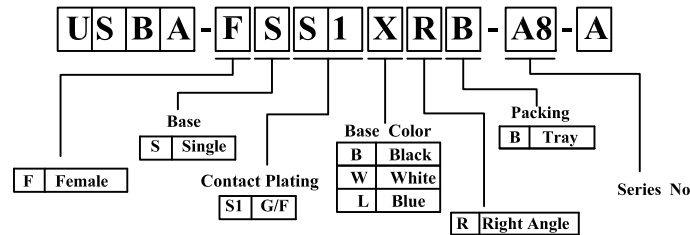
NOTES:

- ELECTRICAL:
  - VOLTAGE CURRENT RATING: 1.8AMP for pin1&pin4, 0.25 Amperes other contacts, 30V AC;
  - INSULATION RESISTANCE: 100MΩ MIN;
  - CONTACT RESISTANCE: 30mΩ MAX FOR PIN1&PIN4, 50mΩ MAX FOR OTHER CONTACTS.
  - WITHSTANDING VOLTAGE: 100V AC;
  - OPERATING TEMPERATURE: -55°C TO +85°C.
- Mechanical:
  - Mating Force: 35N MAX.
  - Unmating Force: 10N MIN, 8N Min After Durability
- DIMENSIONS MARKED "▼" TO BE CHECKED BY Q.C & IPQC.



Bill of materials:

NO	PARTS	MATERIAL	QTY	FINISHING
5				
4	SHELL	STAINLESS STEEL	1	PLATED NICKEL
3	HOUSING	LCP+30%GF	1	UL94V-0
2	TERMINAL(5P)	COPPER ALLOY	5	PLATED GOLD/TIN
1	TERMINAL(4P)	COPPER ALLOY	4	PLATED GOLD/TIN



RECOMMENDED P.C.B LAYOUT

竣豪電子股份有限公司  
**Superior Tech Co., Ltd.**

General Tolerance		TITLE	USB AF3.0 DIP90度 側插式	
X. ± 0.5		DRAWN	DATE	NO.
.X ± 0.3		Annie	08-25-20'	T006
.XX ± 0.2		CHECK	DATE	PART NO.
.XXX ± 0.1		Annie	08-25-20'	USBA-FSS1XRB-A8-A
角度 ± 5°		APPROVED	DATE	CUSTOMER NO.
		Tom	08-25-20'	

REV.	UNIT	SCALE	
A	mm	N/A	