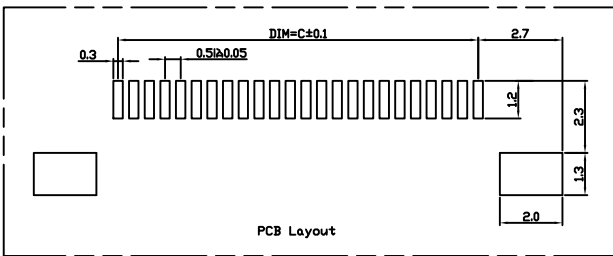
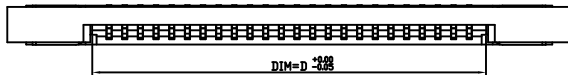
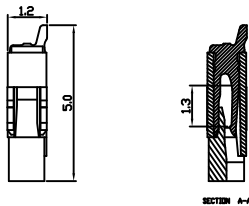
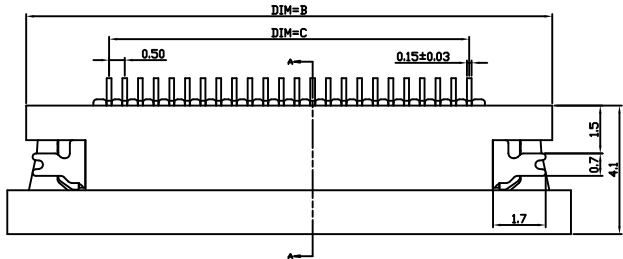
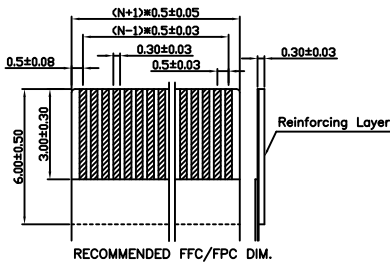
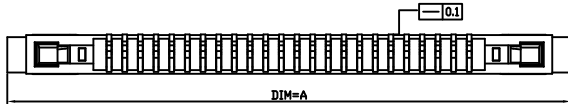


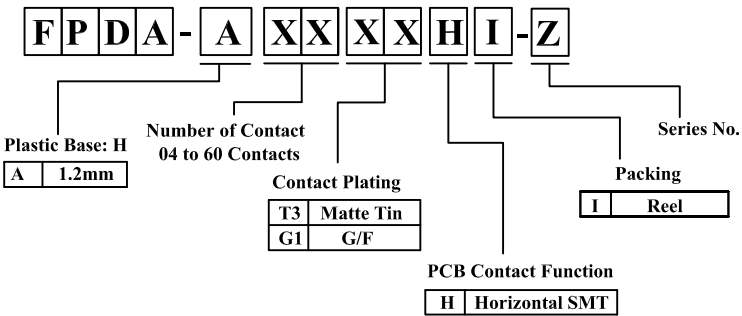
REV.	DESCRIPTION	DATE
A	New Drawing	2019/01/08



Electrical Characteristics:  
 Current rating: 0.4A AC/DC  
 Voltage rating: 50V AC/DC  
 Temperature range: -25°C~+85°C  
 Withstand Voltage: 200V AC/Minute  
 Contact Resistance: ≤ 20mΩ  
 Insulation resistance: ≥ 500mΩ  
 Relative Humidity: 93%+40°C

Material Description:  
 Terminal: Phosphor Bronze Tin-Leadplated  
 Fitting Nail: Brass Tin-plated  
 Housing: Thermoplastic(UL94V-0)  
 Slider: Thermoplastic(UL94V-0)

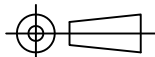
PIN数	DIM=A	DIM=B	DIM=C	DIM=D
4P	8.0	6.8	1.50	2.6
5P	8.5	7.3	2.00	3.1
6P	9.0	7.8	2.50	3.6
7P	9.5	8.3	3.00	4.1
8P	10.0	8.8	3.50	4.6
9P	10.5	9.3	4.00	5.1
10P	11.0	9.8	4.50	5.6
11P	11.5	10.3	5.00	6.1
12P	12.0	10.8	5.50	6.6
13P	12.5	11.3	6.00	7.1
14P	13.0	11.8	6.50	7.6
15P	13.5	12.3	7.00	8.1
16P	14.0	12.8	7.50	8.6
17P	14.5	13.3	8.00	9.1
18P	15.0	13.8	8.50	9.6
19P	15.5	14.3	9.00	10.1
20P	16.0	14.8	9.50	10.6
21P	16.5	15.3	10.00	11.1
22P	17.0	15.8	10.50	11.6
23P	17.5	16.3	11.00	12.1
24P	18.0	16.8	11.50	12.6
25P	18.5	17.3	12.00	13.1
26P	19.0	17.8	12.50	13.6
27P	19.5	18.3	13.00	14.1
28P	20.0	18.8	13.50	14.6
29P	20.5	19.3	14.00	15.1
30P	21.0	19.8	14.50	15.6
31P	21.5	20.3	15.00	16.1
32P	22.0	20.8	15.50	16.6
33P	22.5	21.3	16.00	17.1
34P	23.0	21.8	16.50	17.6
35P	23.5	22.3	17.00	18.1
36P	24.0	22.8	17.50	18.6
37P	24.5	23.3	18.00	19.1
38P	25.0	23.8	18.50	19.6
39P	25.5	24.3	19.00	20.1
40P	26.0	24.8	19.50	20.6
41P	26.5	25.3	20.00	21.1
42P	27.0	25.8	20.50	21.6
43P	27.5	26.3	21.00	22.1
44P	28.0	26.8	21.50	22.6
45P	28.5	27.3	22.00	23.1
46P	29.0	27.8	22.50	23.6
47P	29.5	28.3	23.00	24.1
48P	30.0	28.8	23.50	24.6
49P	30.5	29.3	24.00	25.1
50P	31.0	29.8	24.50	25.6
51P	31.5	30.3	25.00	26.1
52P	32.0	30.8	25.50	26.6
53P	32.5	31.3	26.00	27.1
54P	33.0	31.8	26.50	27.6
55P	33.5	32.3	27.00	28.1
56P	34.0	32.8	27.50	28.6
57P	34.5	33.3	28.00	29.1
58P	35.0	33.8	28.50	29.6
59P	35.5	34.3	29.00	30.1
60P	36.0	34.8	29.50	30.6



RoHS compliant

竣豪電子股份有限公司  
**Superior Tech Co., Ltd.**

REV.	UNIT	SCALE
A	mm	1:1



General Tolerance	TITLE FPC PH0.5 H1.2 卧式SMT		
X. ± 0.5	DRAWN Annie	DATE 01-08-19'	NO. D081
.X ± 0.3	CHECK Annie	DATE 01-08-19'	PART NO. FPDA-AXXXHI-Z
.XX ± 0.2	APPROVED Tom	DATE 01-08-19'	CUSTOMER NO.
.XXX ± 0.1	角度 ± 5°		