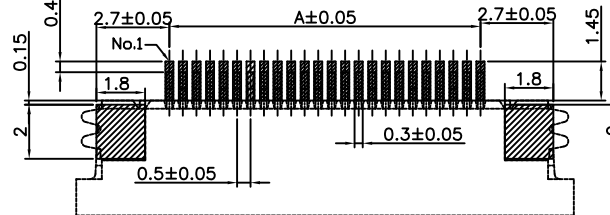
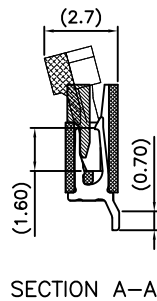
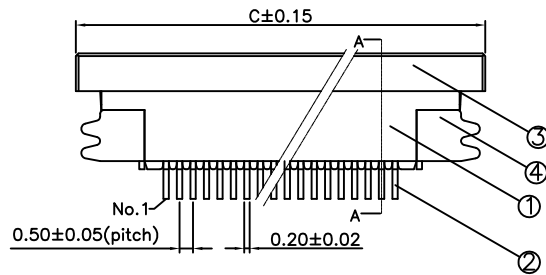
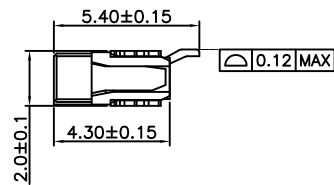
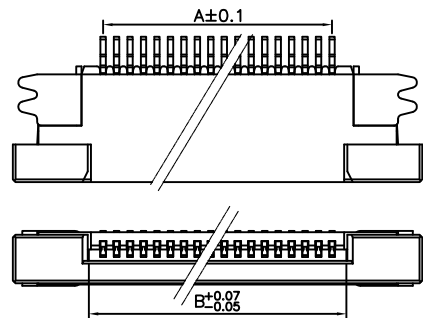
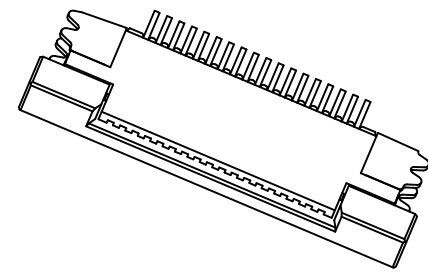
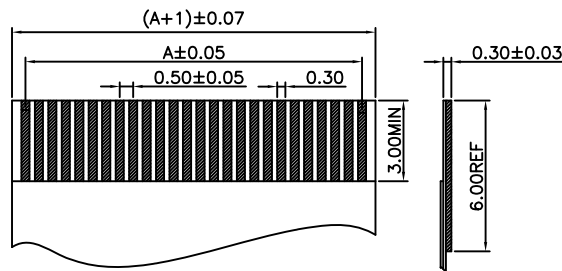


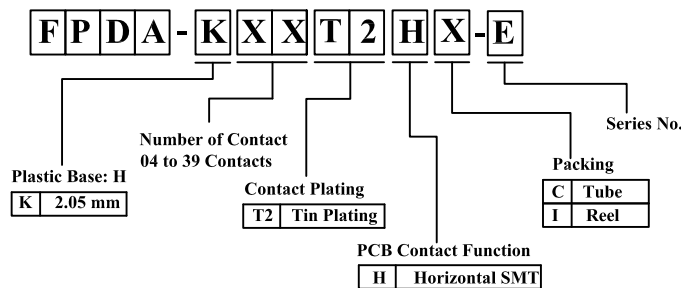
REV.	DESCRIPTION	DATE
A	New Drawing	2010/12/15
B	PIN位設變為4-39	2012/05/17
C	變更C.B尺寸.PIN4-60	2019/02/26



通用线路板
RECOMMENDED PCB LAYOUT



适用FPC寸法
APPLICABLE FPC



序号	名称	材料	数量	附注
4	焊片 Fitting Nail	磷青铜 Phosphor Bronze	2	电镀(锡): 整个表面镀底镍30u"MIN,再镀锡80u" MIN.
3	锁扣 Actuator	LCP(UL94V-0)	1	黑色
2	端子 Contact	磷青铜 Phosphor Bronze	n×1	电镀(锡): 整个表面镀底镍30u"MIN,再镀锡80u" MIN.
1	基座 Housing	LCP(UL94V-0)	1	本色

CKT	Dim A	Dim B	Dim C	CKT	Dim A	Dim B	Dim C
4	1.5	2.56	8.2	33	16	17.06	22.7
5	2	3.06	8.7	34	16.5	17.56	23.2
6	2.5	3.56	9.2	35	17	18.06	23.7
7	3	4.06	9.7	36	17.5	18.56	24.2
8	3.5	4.56	10.2	37	18	19.06	24.7
9	4	5.06	10.7	38	18.5	19.56	25.2
10	4.5	5.56	11.2	39	19	20.06	25.7
11	5	6.06	11.7	40	19.5	20.56	26.2
12	5.5	6.56	12.2	41	20	21.06	26.7
13	6	7.06	12.7	42	20.5	21.56	27.2
14	6.5	7.56	13.2	43	21	22.06	27.7
15	7	8.06	13.7	44	21.5	22.56	28.2
16	7.5	8.56	14.2	45	22	23.06	28.7
17	8	9.06	14.7	46	22.5	23.56	29.2
18	8.5	9.56	15.2	47	23	24.06	29.7
19	9	10.06	15.7	48	23.5	24.56	30.2
20	9.5	10.56	16.2	49	24	25.06	30.7
21	10	11.06	16.7	50	24.5	25.56	31.2
22	10.5	11.56	17.2	51	25	26.06	31.7
23	11	12.06	17.7	52	25.5	26.56	32.2
24	11.5	12.56	18.2	53	26	27.06	32.7
25	12	13.06	18.7	54	26.5	27.56	33.2
26	12.5	13.56	19.2	55	27	28.06	33.7
27	13	14.06	19.7	56	27.5	28.56	34.2
28	13.5	14.56	20.2	57	28	29.06	34.7
29	14	15.06	20.7	58	28.5	29.56	35.2
30	14.5	15.56	21.2	59	29	30.06	35.7
31	15	16.06	21.7	60	29.5	30.56	36.2
32	15.5	16.56	22.2				

RoHS compliant

竣豪電子股份有限公司
Superior Tech Co., Ltd.

General Tolerance	TITLE	FPC P0.5 臥貼下接式 H2.00 SMT	
X. ± 0.5	DRAWN	DATE	NO.
.X ± 0.3	Tom	02-26-19'	S005
.XX ± 0.2	CHECK	DATE	PART NO.
.XXX ± 0.1	APPROVED	DATE	FPDA-KXXT2HX-E
角度 ± 5°			CUSTOMER NO.

REV.	UNIT	SCALE	
C	mm	1:1	