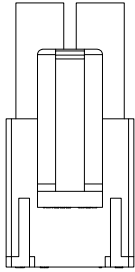
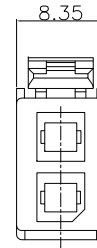
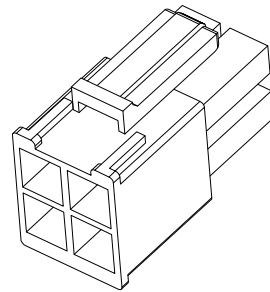


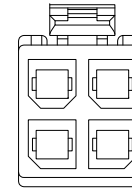
REV.	DESCRIPTION	DATE
A	New Drawing	2019/10/24



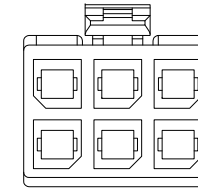
Note:
Material: NY66(UL94V-0)
Color: Black



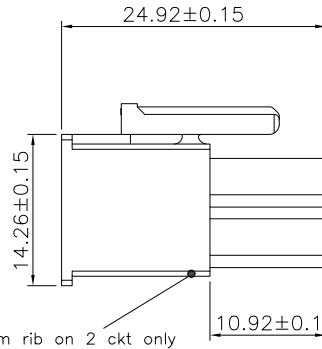
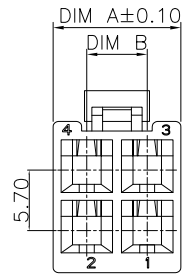
2X1 PIN



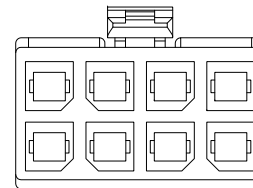
2X2 PIN



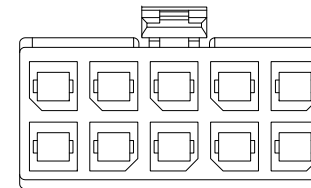
2X3 PIN



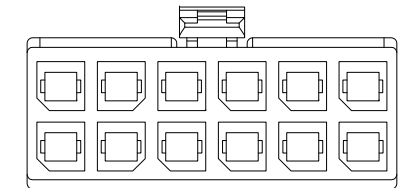
bottom rib on 2 ckt only



2X4 PIN



2X5 PIN



2X6 PIN

Circuits	DIM A	DIM B
02	8.35	
04	12.05	5.70
06	17.75	11.40
08	23.45	17.10
10	29.15	22.80
12	34.85	28.50

Wafer: WRSD-DDXXXXXNBLA-H-D
 Wafer: WRSD-RDXXXXXNBLA-H-D
 Housing: WRSD-H570XXXBAA-H-D
 Terminal: CU-PXX-H-DX

WRSD-H570XXXBAA-H-D

Pitch
H570 Pitch 5.70

Number of Contact
02 to 12 contacts

Base Color
B Black

Insulation
A NY-66

Packing
A PE BAG

Series No.

RoHS compliant

竣豪電子股份有限公司
Superior Tech Co., Ltd.

General Tolerance		TITLE	PH5.7mm Power Receptacle Housing Double Row	
X. ± 0.5		DRAWN	DATE	NO.
.X ± 0.3		Annie	10-24-19'	T230
.XX ± 0.2		CHECK	DATE	PART NO.
.XXX ± 0.1		Annie	10-24-19'	WRSD-H570XXXBAA-H-D
角度	± 5°	APPROVED	DATE	CUSTOMER NO.
		Tom	10-24-19'	

REV.	UNIT	SCALE	
A	mm	1:1	