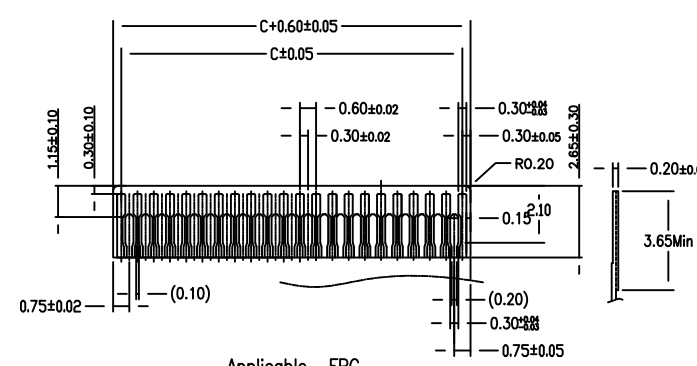
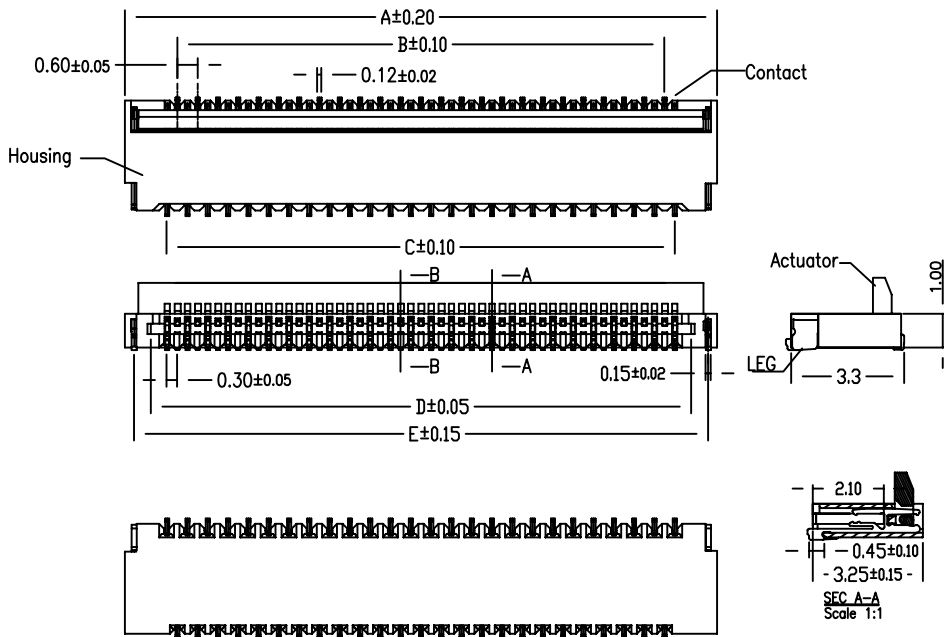


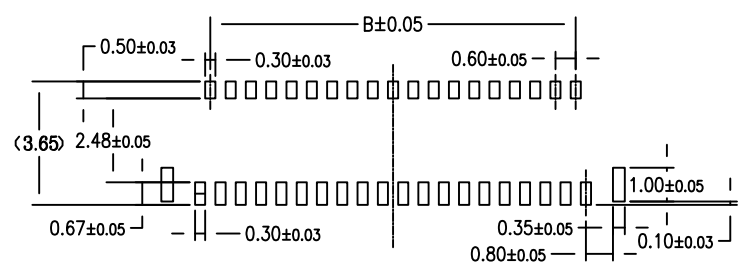
REV.	DESCRIPTION	DATE
A	New Drawing	2021/01/06
B	變更標準電鍍	2022/10/27



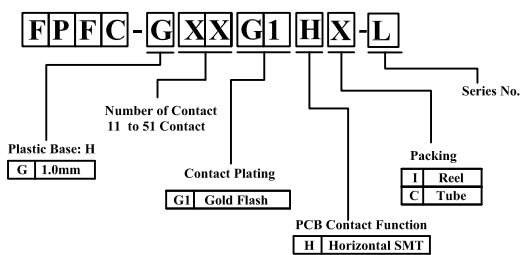
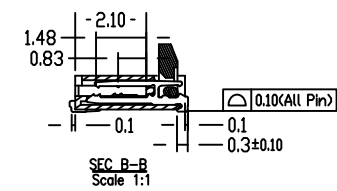
Note:

- Material
 - Housing: LCP UL94-V0 Color:Black.
 - Actuator: LCP UL94-V0 Color:Black.
 - Contact: Phosphor Bronze.
 - LEG: Phosphor Bronze.
- Plating
 - Contact: See Part Number.
 - LEG: Matte Tin Plating Over Nickel.
- Rating:
 - Operating Voltage: 30V AC/DC.
 - Current Rating: 0.2A AC/DC.
 - Operating Temperature: -55°C~+85°C.

No. of Contacts	Dimension				
	A	B	C	D	E
13	6.10	3.00	3.60	4.23	5.57
15	6.70	3.60	4.20	4.83	6.17
17	7.30	4.20	4.80	5.43	6.77
19	7.90	4.80	5.40	6.03	7.37
21	8.50	5.40	6.00	6.63	7.97
23	9.10	6.00	6.60	7.23	8.57
25	9.70	6.60	7.20	7.83	9.17
27	10.30	7.20	7.80	8.43	9.77
29	10.90	7.80	8.40	9.03	10.37
31	11.50	8.40	9.00	9.63	10.97
33	12.10	9.00	9.60	10.23	11.57
35	12.70	9.60	10.20	10.83	12.17
37	13.30	10.20	10.80	11.43	12.77
39	13.90	10.80	11.40	12.03	13.37
41	14.50	11.40	12.00	12.63	13.97
45	15.70	12.60	13.20	13.83	15.17
49	16.90	13.80	14.40	15.03	16.37
51	17.50	14.40	15.00	15.63	16.97
57	19.30	16.20	16.80	17.43	18.77
61	20.50	17.40	18.00	18.63	19.97
67	22.30	19.20	19.80	20.43	21.77
71	23.50	20.40	21.00	21.63	22.97
73	24.10	21.00	21.60	22.23	23.57



FPC/FFC Insert Direction
Recommended P.C.B Layout



竣豪電子股份有限公司
Superior Tech Co., Ltd.

General Tolerance	TITLE			FPC PH0.3 H1.0 ZIF R/A CONNECTOR LCP
	X. ± 0.5	DRAWN	DATE	NO.
	.X ± 0.3	Jacky	10-27-22'	D081
	.XX ± 0.2	CHECK	DATE	PART NO.
.XXX ± 0.1	Tom	10-27-22'	FPFC-GXXG1HX-L	
角度	± 5°	APPROVED	DATE	CUSTOMER NO.
		Tom	10-27-22'	

REV.	UNIT	SCALE	
B	mm	1:1	